
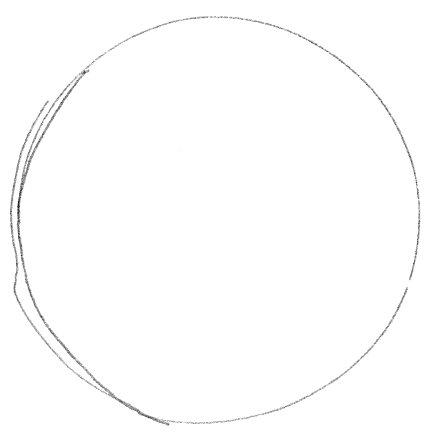



Draw the Station Model 1



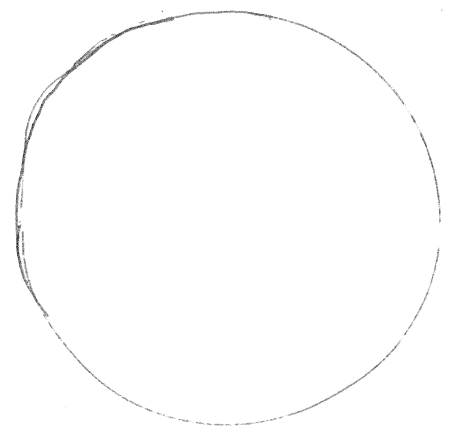
Draw the Station Model 2



Draw the Station Model 3



Draw the Station Model 4



Temp.

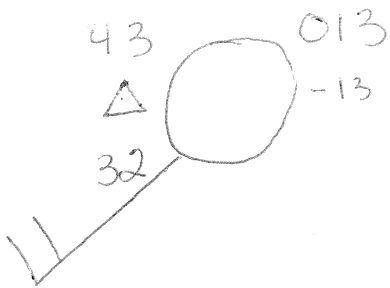
Dew Pt. Temp.

Barometric Pressure

Present Weather

Wind Direction

Wind Speed



Temp

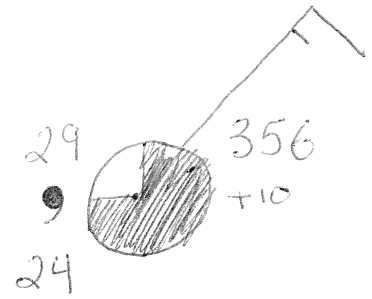
Dew Pt Temp

Barometric Pressure

Present Weather

Wind Direction

Wind Speed



Temp

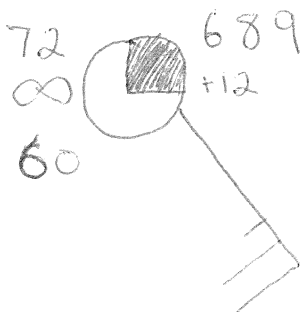
Dew Pt. Temp

Barometric Pressure

Present Weather

Wind Direction

Wind Speed



Temp.

Dew Pt. Temp

Barometric Pressure

Present Weather

Wind Direction

Wind Speed

