


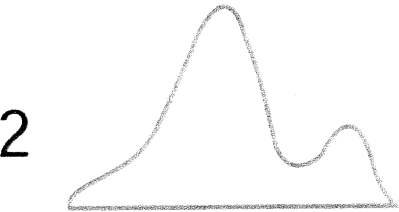
# All About Maps

## Land Features and Contours

Match the land features with their contour lines




- D



- E




- F



- A




B



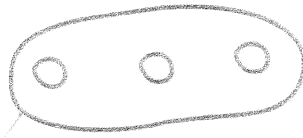
C



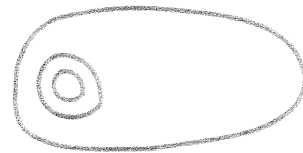
G



A



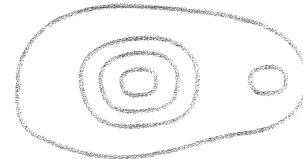
B



C



D



E



F



G

